

## Kamla Nehru Institute of Physical Social Sciences, Sultanpur-228118

### Faculty of Science

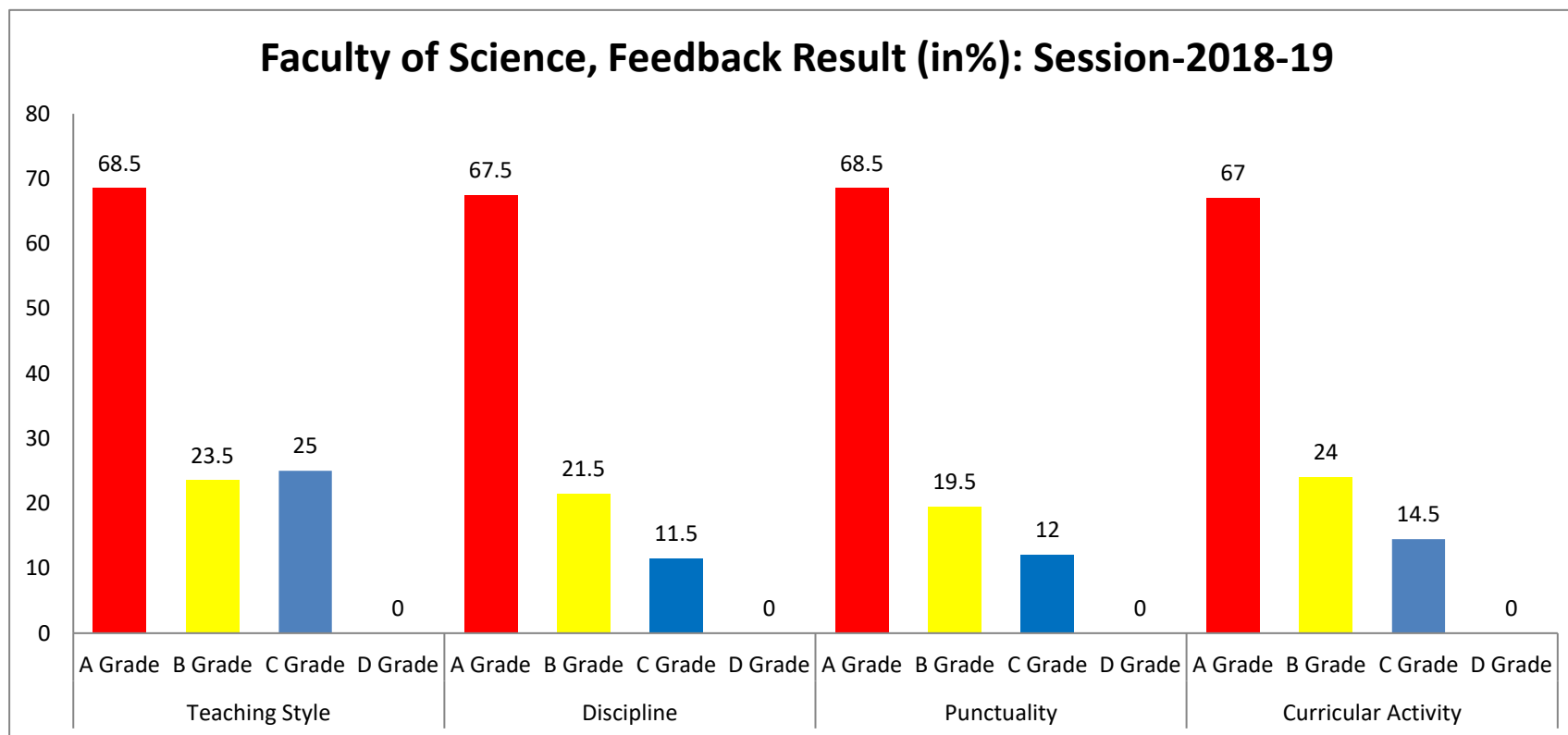
#### Feedback Result Session-2018-19

A Feedback was taken on sample of (N=905) students. All students of Science Faculty appreciated the working style of teachers. Any students are dissatisfied. On different dimensions grades are as follows.

1	Teaching Style	A Grade B Grade C Grade D Grade	62%-75% 20%-27% 20%-30% 0%
2	Discipline	A Grade B Grade C Grade D Grade	62%-73% 18%-25% 07%-16% 0%
3	Punctuality	A Grade B Grade C Grade D Grade	62%-75% 15%-24% 09%-15% 0%
4	Curricular Activity	A Grade B Grade C Grade D Grade	60%-74% 18%-30% 09%-20% 0%
5	Coaching Classes	No Pressure at all	
6	Course Coverage	Approximately 90% Course Covered	

Faculty Of Science

B.Sc. Bio Group	360
B.Sc. Math Group	330
M.Sc. (Math+Bio) Group	215
	905



## Kamla Nehru Institute of Physical Social Sciences, Sultanpur-228118

### Faculty of Arts

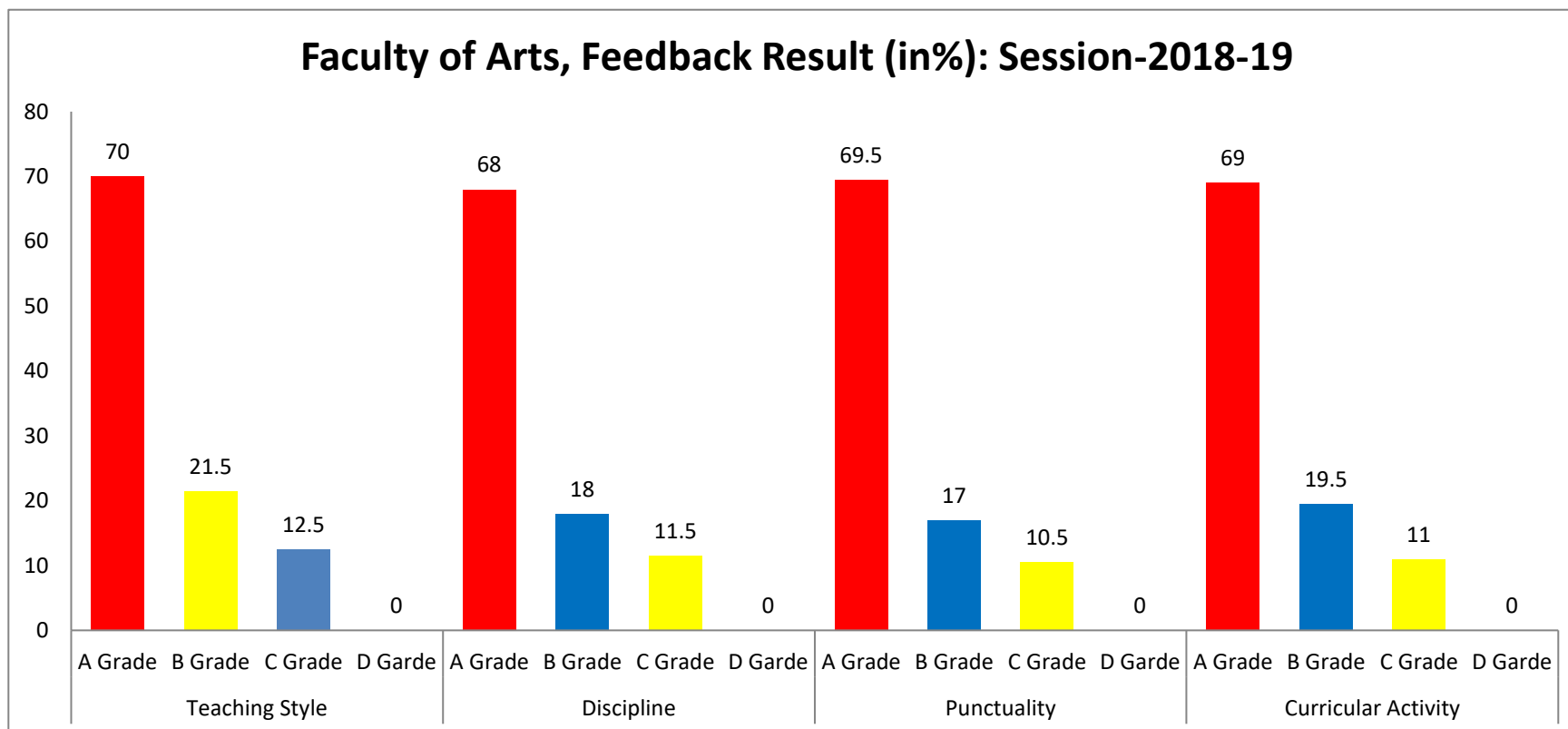
#### Feedback Result Session-2018-19

A Feedback was taken on sample of (N=300) students. All students of Arts Faculty appreciated the working style of teachers. Any students are dissatisfied. On different dimensions grades are as follows.

1	Teaching Style	A Grade B Grade C Grade D Garde	65%-75% 17%-26% 10%-15% 0%
2	Discipline	A Grade B Grade C Grade D Garde	62%-74% 12%-24% 07%-16% 0%
3	Punctuality	A Grade B Grade C Grade D Garde	67%-72% 12%-22% 06%-15% 0%
4	Curricular Activity	A Grade B Grade C Grade D Garde	65%-73% 14%-25% 06%-13% 0%
5	Coaching Classes	No Pressure at all	
6	Course Coverage	Approximately 90% Course Covered	

Faculty of Arts

BA- I+II+III	205
MA-I+II	95
Total	300



**Faculty of Home Science**

**Feedback Result Session-2018-19**

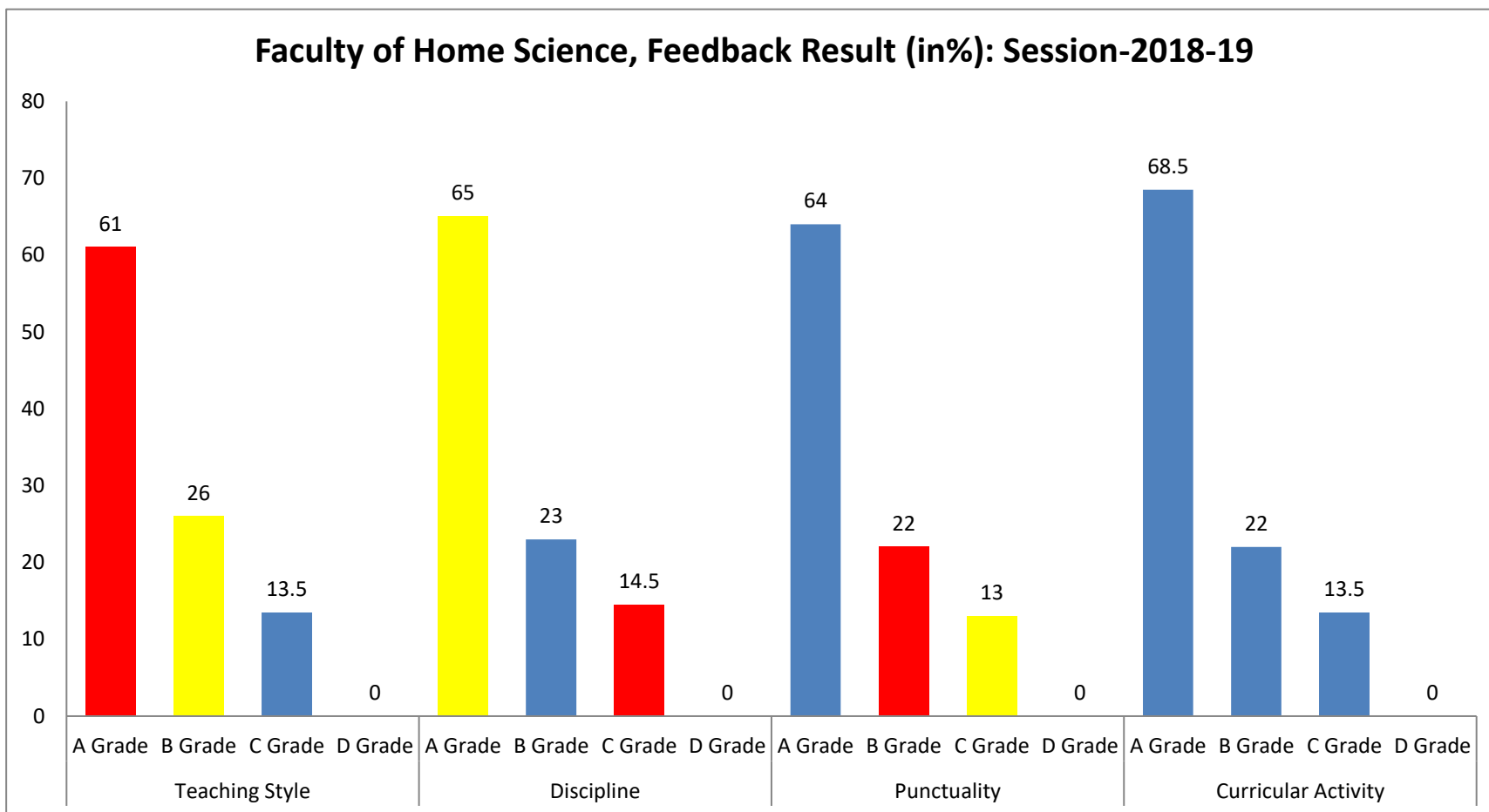
A Feedback was taken on sample of (N=60) students. All students of Home Science Faculty appreciated the working style of teachers. Any students are dissatisfied. On different dimensions grades are as follows.

1	Teaching Style	A Grade B Grade C Grade D Grade	51%-71% 18%-34% 10%-17% 0%
2	Discipline	A Grade B Grade C Grade D Grade	59%-71% 19%-27% 10%-19% 0%
3	Punctuality	A Grade B Grade C Grade D Grade	59%-69% 18%-26% 10%-16% 0%
4	Curricular Activity	A Grade B Grade C Grade D Grade	63%-71% 19%-25% 09%-18% 0%
5	Coaching Classes	No Pressure at all	
6	Course Coverage	Approximately 90% Course Covered	

Faculty of Home Science

Total Sample

60



## Kamla Nehru Institute of Physical Social Sciences, Sultanpur-228118

### Faculty of Agriculture

#### Feedback Result Session-2018-19

A Feedback was taken on sample of (N=600) students. All students of Agriculture Faculty appreciated the working style of teachers. Any students are dissatisfied. On different dimensions grades are as follows.

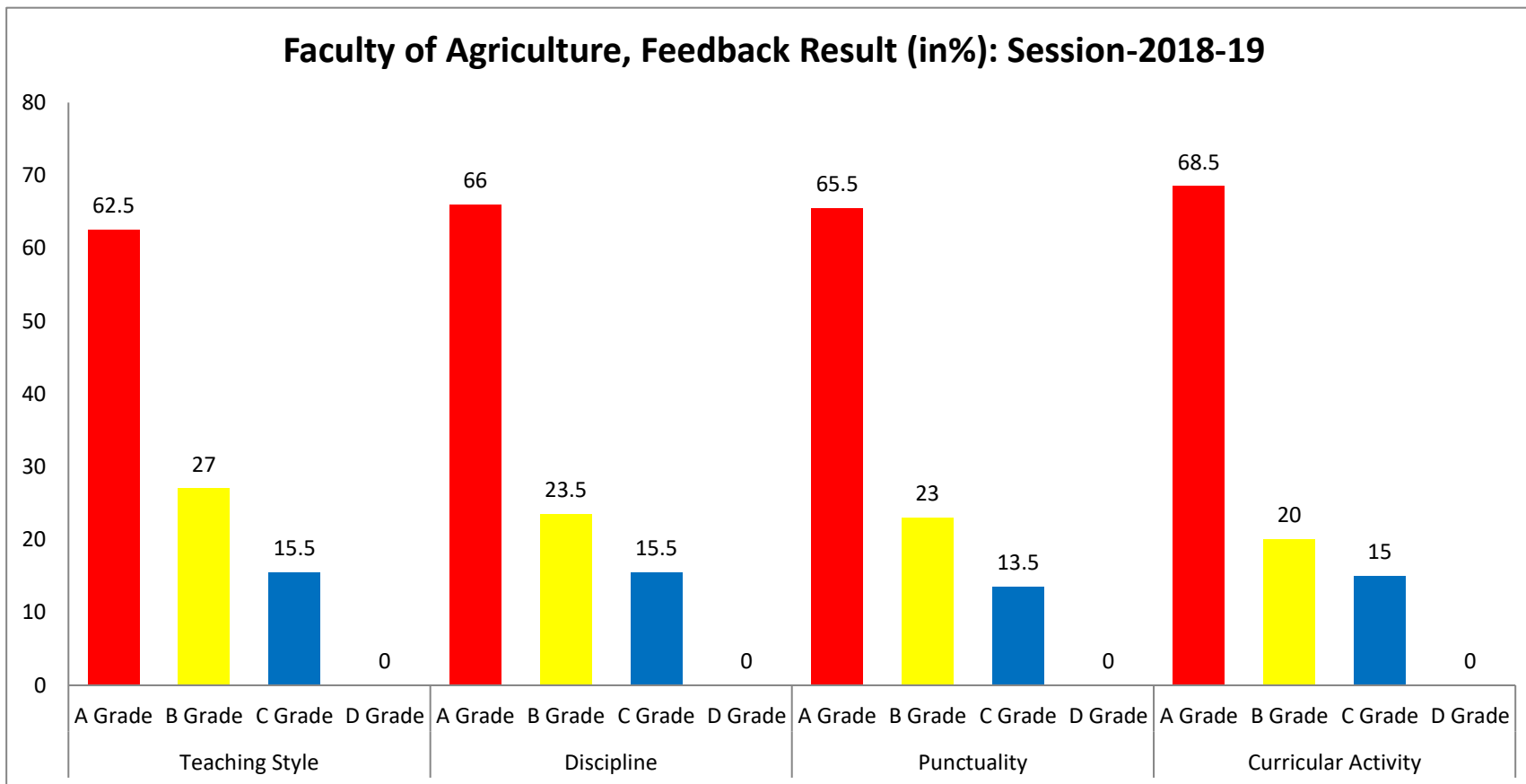
1	Teaching Style	A Grade B Grade C Grade D Grade	52%-73% 19%-35% 12%-19% 0%
2	Discipline	A Grade B Grade C Grade D Grade	60%-72% 18%-29% 12%-19% 0%
3	Punctuality	A Grade B Grade C Grade D Grade	60%-71% 19%-27% 10%-17% 0%
4	Curricular Activity	A Grade B Grade C Grade D Grade	64%-73% 17%-23% 10%-20% 0%
5	Coaching Classes	No Pressure at all	
6	Course Coverage	Approximately 90% Course Covered	

Faculty of Agriculture

Total Sample

600

## Kamla Nehru Institute of Physical Social Sciences, Sultanpur-228118





## Kamla Nehru Institute of Physical Social Sciences, Sultanpur-228118

### Faculty of Commerce

#### Feedback Result Session-2018-19

A Feedback was taken on sample of (N=725) students. All students of Commerce Faculty appreciated the working style of teachers. Any students are dissatisfied. On different dimensions grades are as follows.

1	Teaching Style	A Grade B Grade C Grade D Grade	69%-72% 17%-22% 09%-14% 0%
2	Discipline	A Grade B Grade C Grade D Grade	64%-71% 16%-21% 10%-16% 0%
3	Punctuality	A Grade B Grade C Grade D Grade	67%-70% 20%-22% 10%-11% 0%
4	Curricular Activity	A Grade B Grade C Grade D Grade	68%-70% 18%-21% 10%-14% 0%
5	Coaching Classes	No Pressure at all	
6	Course Coverage	Approximately 90% Course Covered	

Faculty of Commerce

B.Com.- I+II+III

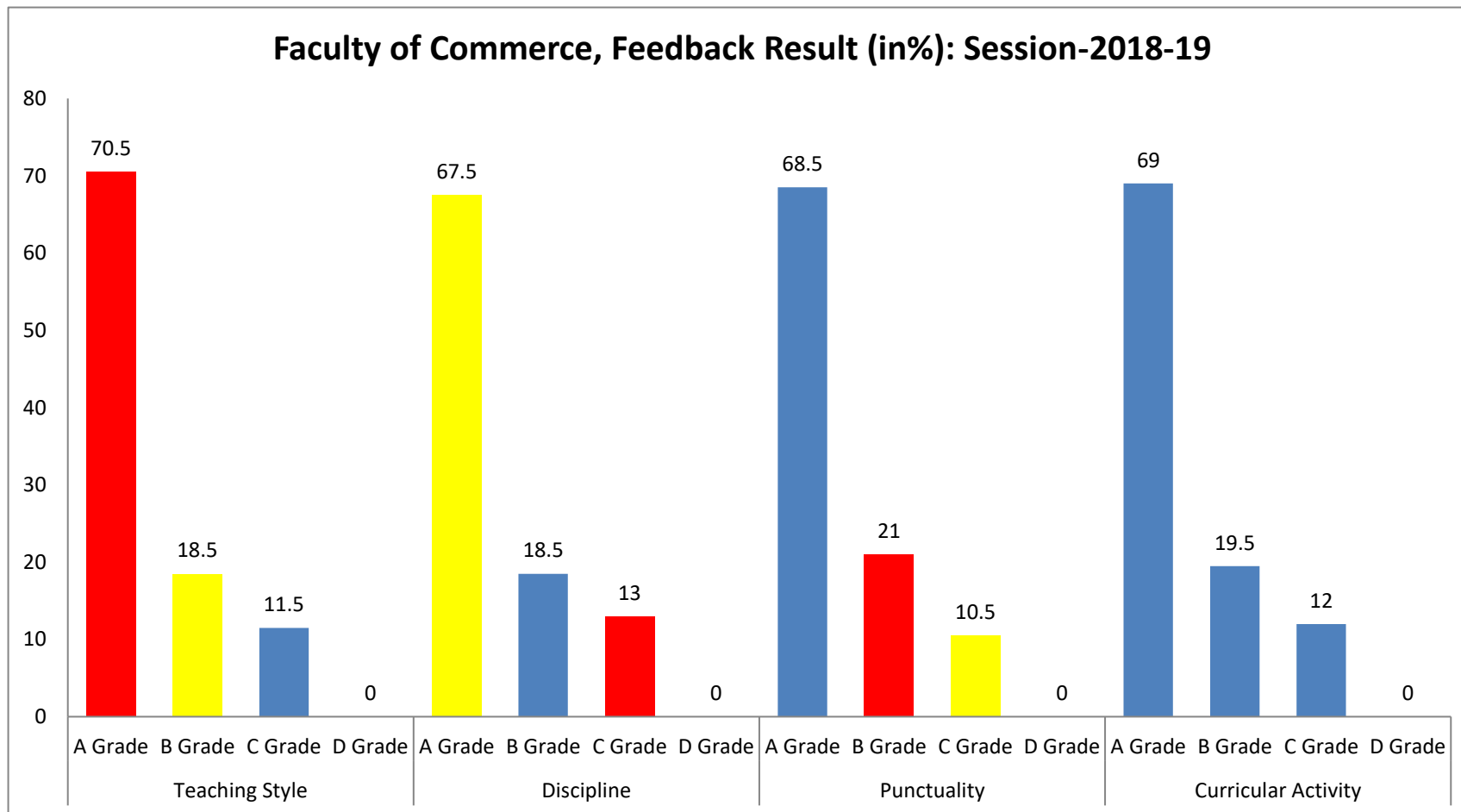
680

M.Com-I+II

75

Total

725



**Faculty of Education**

**Feedback Result Session-2018-19**

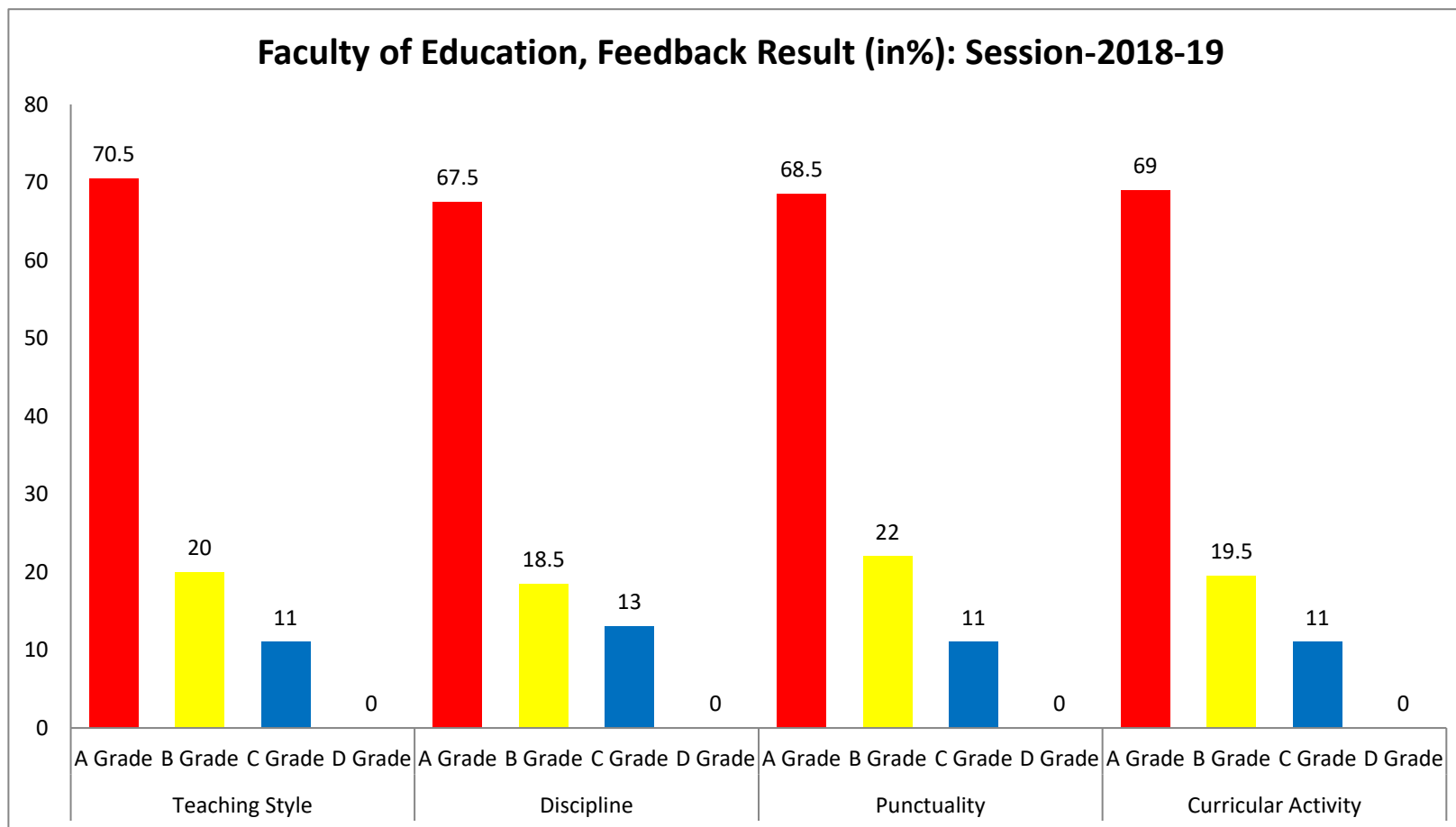
A Feedback was taken on sample of (N=65) students. All students of Education Faculty appreciated the working style of teachers. Any students are dissatisfied. On different dimensions grades are as follows.

1	Teaching Style	A Grade B Grade C Grade D Grade	69%-72% 20%-22% 10%-12% 0%
2	Discipline	A Grade B Grade C Grade D Grade	64%-71% 16%-21% 10%-16% 0%
3	Punctuality	A Grade B Grade C Grade D Grade	67%-70% 21%-23% 10%-12% 0%
4	Curricular Activity	A Grade B Grade C Grade D Grade	68%-70% 17%-22% 10%-12% 0%
5	Coaching Classes	No Pressure at all	
6	Course Coverage	Approximately 90% Course Covered	

Faculty of Education

Total Sample

65



**Faculty of Law**

**Feedback Result Session-2018-19**

A Feedback was taken on sample of (N=350) students. All students of Law Faculty appreciated the working style of teachers. Any students are dissatisfied. On different dimensions grades are as follows.

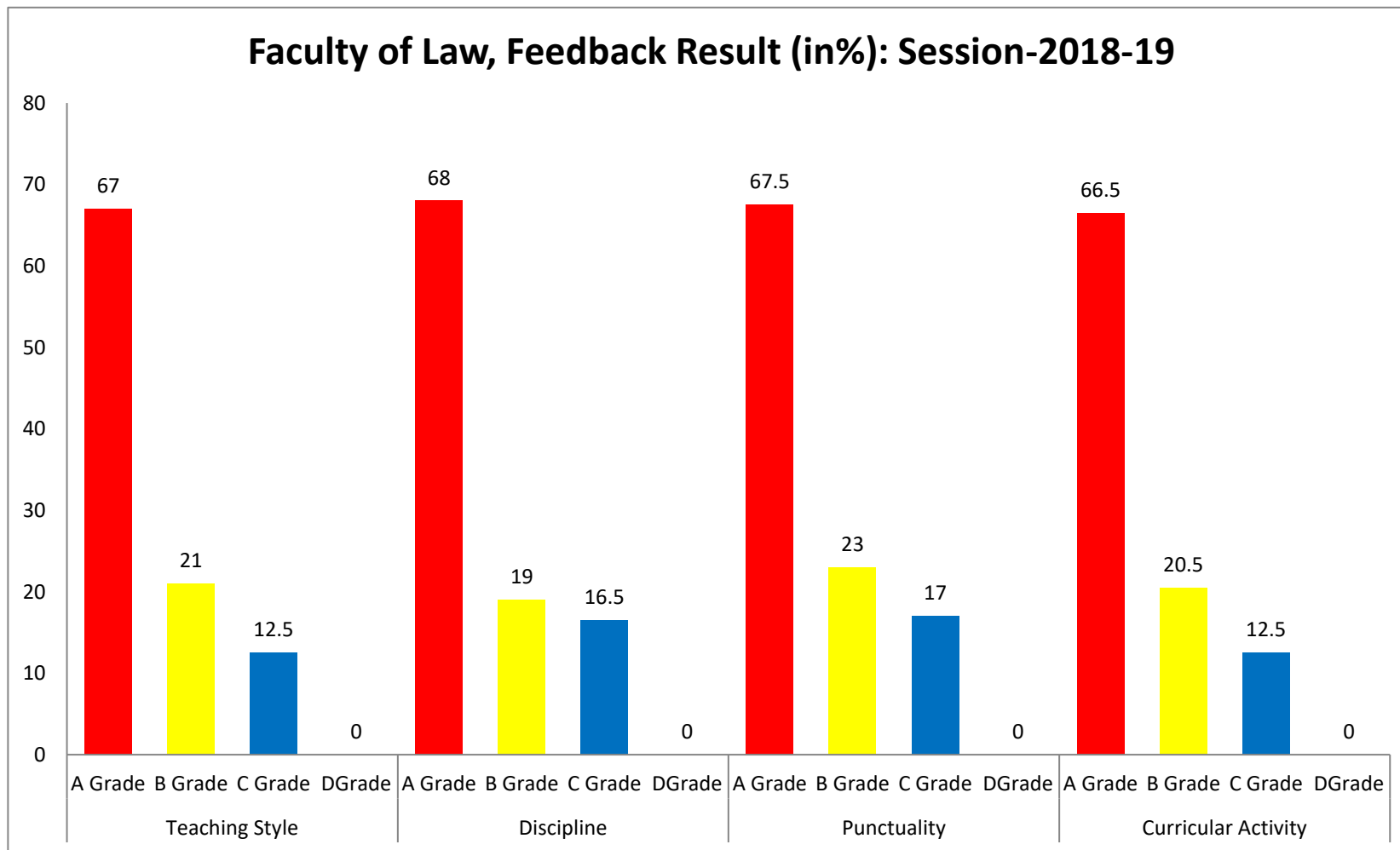
1	Teaching Style	A Grade B Grade C Grade DGrade	63%-71% 16%-26% 9%-16% 0%
2	Discipline	A Grade B Grade C Grade DGrade	64%-72% 14%-24% 15%-18% 0%
3	Punctuality	A Grade B Grade C Grade DGrade	64%-71% 19%-27% 16%-18% 0%
4	Curricular Activity	A Grade B Grade C Grade DGrade	62%-71% 18%-23% 10%-15% 0%
5	Coaching Classes	No Pressure at all	
6	Course Coverage	Approximately 90% Course Covered	

Faculty of Law

Total Sample

470

**Kamla Nehru Institute of Physical Social Sciences, Sultanpur-228118**



Feedback Result Session-2018-19

Office Report

Total Sample : 812

S. N.	Rating Point	A%	B%	C%	D%
		Excellent	Good	Satisfactory	Unsatisfactory
1	a	33	32	23	12
2	b	42	25	18	15
3	c	42	30	18	10
4	d	22	35	30	13
5	e	42	20	23	15
6	f	34	21	27	18
7	g	27	28	25	20
8	h	30	28	18	24
9	i	34	28	22	16
10	j	27	33	25	15
11	k	18	25	38	19
12	l	32	23	25	20

# Kamla Nehru Institute of Physical Social Sciences, Sultanpur-228118

