

## Academic Audit Report (Session: 2023-24)

The Academic Audit Committee for Session: 2023-24 has expressed its high satisfaction with the inherent strengths of the institute, which are as follows:

1. The Institute's leadership demonstrates proactive and visionary guidance, fostering a culture of innovation and progress.
2. The institute remains true to the vision and mission of its founder, Late Babu K.N. Singh ji, reflected in its diverse programs and services.
3. The institute, its authorities, students, and alumni demonstrate a strong social conscience, engaging in activities that benefit the wider community.
4. The student body comprises academically accomplished individuals who adhere to the institute's code of conduct and rules, fostering a culture of discipline and responsibility.
5. The institution's greatest strength lies in the widespread satisfaction expressed by its stakeholders, a testament to its commitment to excellence.
6. The non-teaching staff exhibits dedication and a supportive attitude, contributing to a conducive learning environment.
7. The leadership's commitment to continuous quality enhancement is evident in its willingness to embrace improvement initiatives across all aspects of the institution.
8. The institute maintains a fair and just disciplinary environment, ensuring a balanced approach to student development and growth.
9. The institution boasts state-of-the-art infrastructure, providing students with an optimal learning environment and facilities that are among the best in the region.
10. The institute has established a reputable and recognized brand image, both nationally and regionally, underscoring its commitment to academic excellence.
11. The faculty comprises dedicated and highly competent professionals, passionate about teaching and mentoring, and driven to deliver exceptional academic outcomes.
12. The institute leverages cutting-edge pedagogical approaches, bolstered by robust IT infrastructure, to enhance the learning experience.
13. The institute demonstrates a commitment to inclusivity by extending its educational resources and services to underserved areas, such as Ratanpur, promoting equitable access to education.
14. Despite occasional shortages of teaching staff or infrastructure, the institute maintains a high standard of teaching, effectively meeting the needs of its students.



## Action Taken Report (Session: 2023-24)

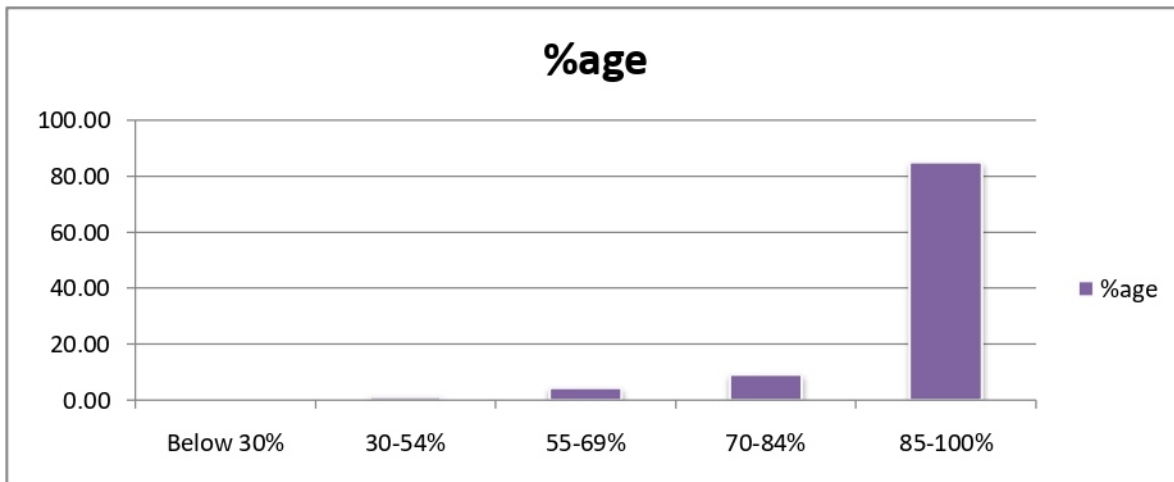
### Based on the audit committee's findings, the following steps have been taken to enhance the teaching-learning ecosystem of the Institute:

1. The establishment of a language laboratory is prepared to enhance linguistic proficiency and communication skills.
2. Efforts have been made to foster a robust research culture, promoting interdisciplinary collaboration and innovation.
3. Comprehensive documentation of all activities has been made essential for transparency, accountability, and knowledge sharing.
4. Best practices from individual departments have been identified, documented, and institutionalized to ensure consistency and excellence.
5. The Internal Quality Assurance Cell (IQAC) has reviewed and assessed all course files to ensure effective curriculum delivery.
6. Department-level academic calendars have been prepared in alignment with the Institute's calendar to ensure synchronization and planning.
7. Greater student participation in extension activities has been encouraged to promote community engagement and social responsibility.
8. Strategic collaborations with other institutions and organizations are being established for faculty exchange, student exchange, internships, and research opportunities.
9. Faculty development programs (FDPs) have been organized to encourage & enhance the faculty competencies and pedagogical skills.
10. Initiatives have been taken to fill vacant positions to ensure optimal staffing and resource allocation.

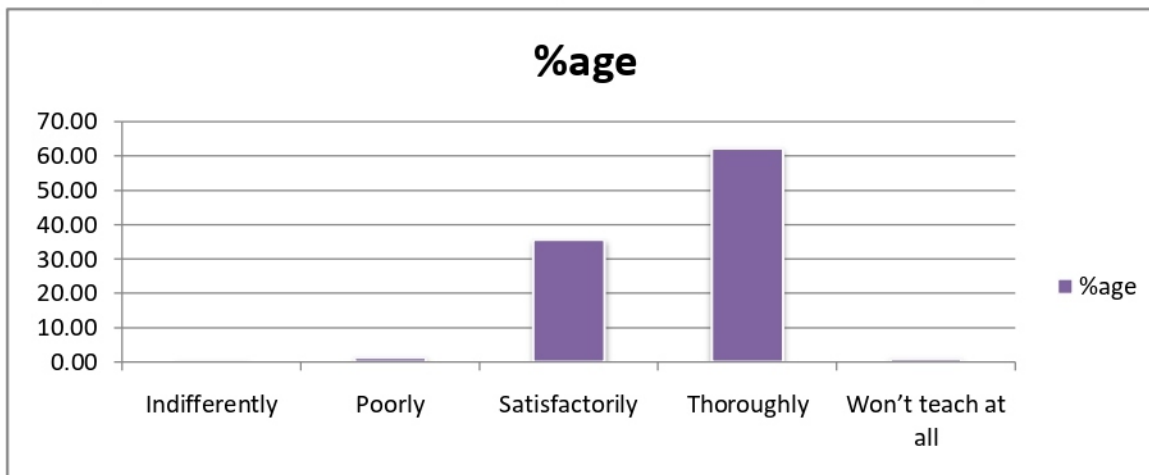


**Students Feedback Form**  
**Total No of Participant 4220**

Sr. No.	Topic	Criteria	%age
1	Syllabus Covered	Below 30%	0.00
		30-54%	1.20
		55-69%	4.48
		70-84%	9.20
		85-100%	85.12

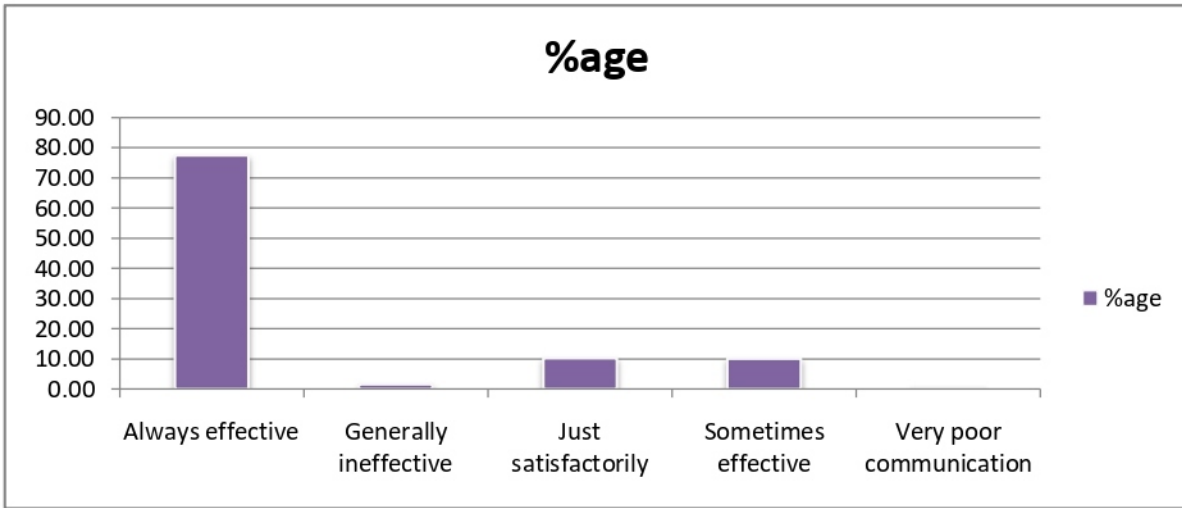


Sr. No.	Topic	Criteria	%age
2	Teachers Prepration	Indifferently	0.19
		Poorly	1.26
		Satisfactorily	35.53
		Thoroughly	62.15
		Won't teach at all	0.87

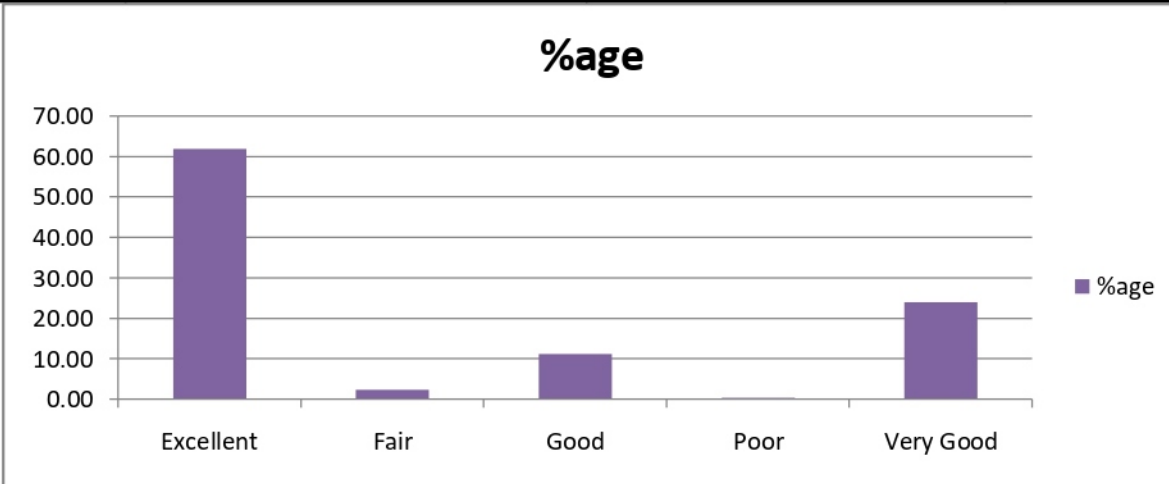


Sr. No.	Topic	Criteria	%age
3	Teachers able to communicate	Always effective	77.54
		Generally ineffective	1.52
		Just satisfactorily	10.32
		Sometimes effective	10.11
		Very poor communication	0.51



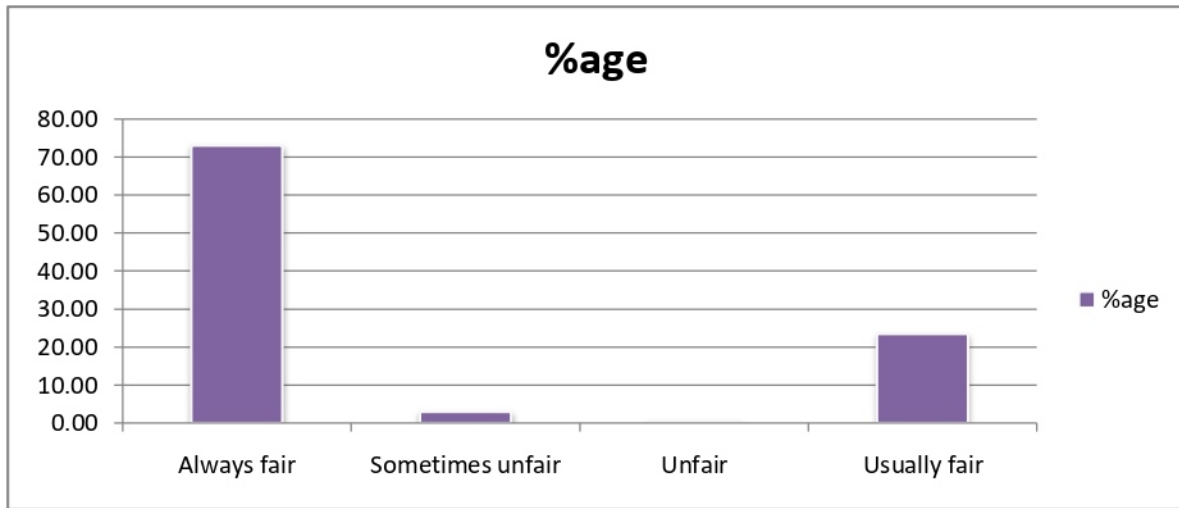


Sr. No.	Topic	Criteria	%age
4	Teacher's Approach	Excellent	61.90
		Fair	2.36
		Good	11.24
		Poor	0.41
		Very Good	24.09

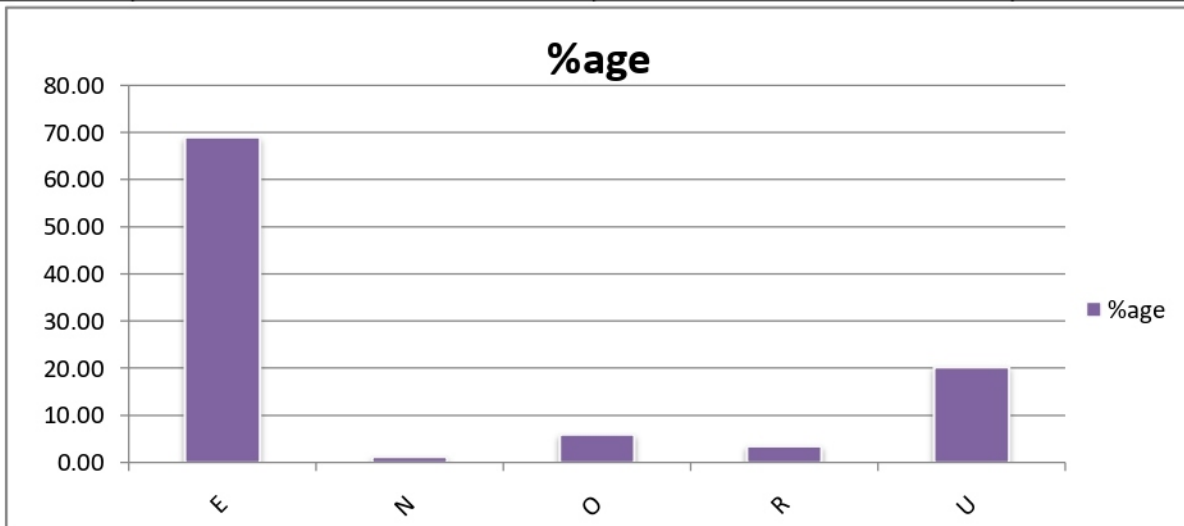


Sr. No.	Topic	Criteria	%age
5	Internal Evaluation Fairness	Always fair	73.00
		Sometimes unfair	3.00
		Unfair	0.50
		Usually fair	23.50



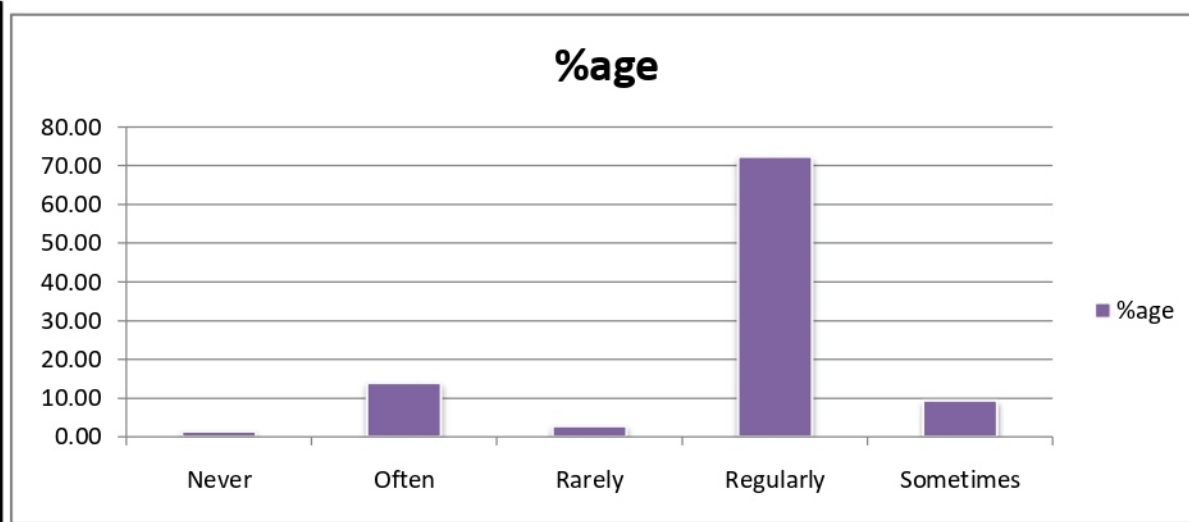


Sr. No.	Topic	Criteria	%age
6	Assignments Performance Discussed	Every time	69.00
		Never	1.20
		Occasionally/Sometimes	6.00
		Rarely	3.50
		Usually	20.30

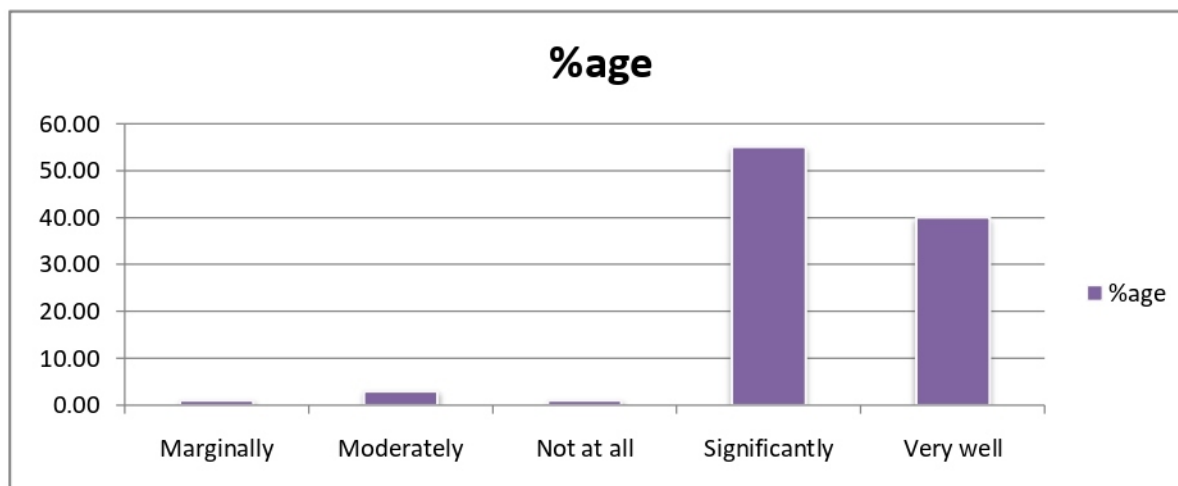


Sr. No.	Topic	Criteria	%age
7	Opportunities For Students	Never	1.49
		Often	13.93
		Rarely	2.85
		Regularly	72.35
		Sometimes	9.38



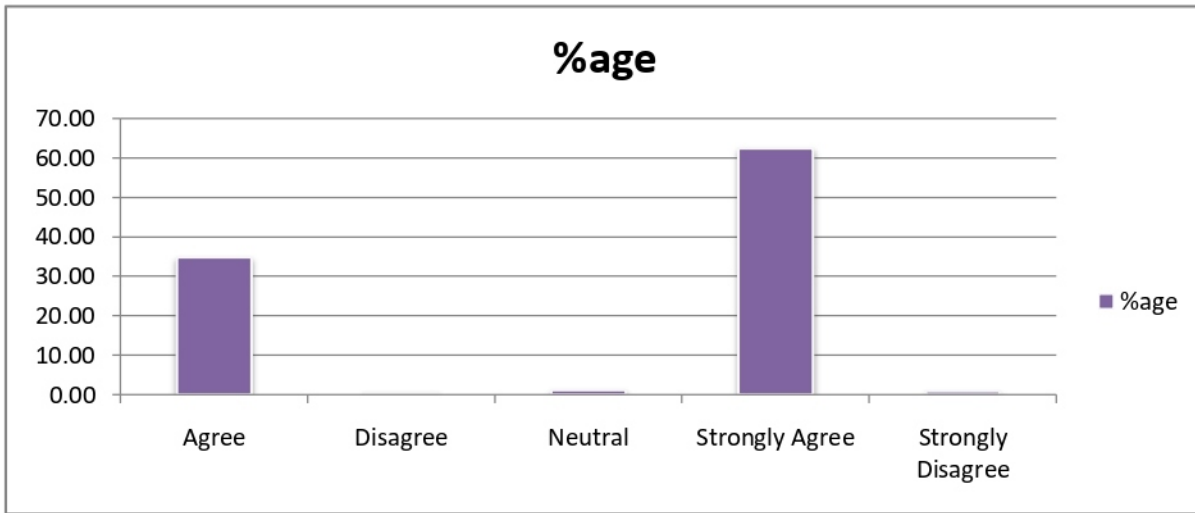


Sr. No.	Topic	Criteria	%age
8	Teaching And Mentoring Process	Marginally	0.99
		Moderately	3.00
		Not at all	1.01
		Significantly	55.00
		Very well	40.00

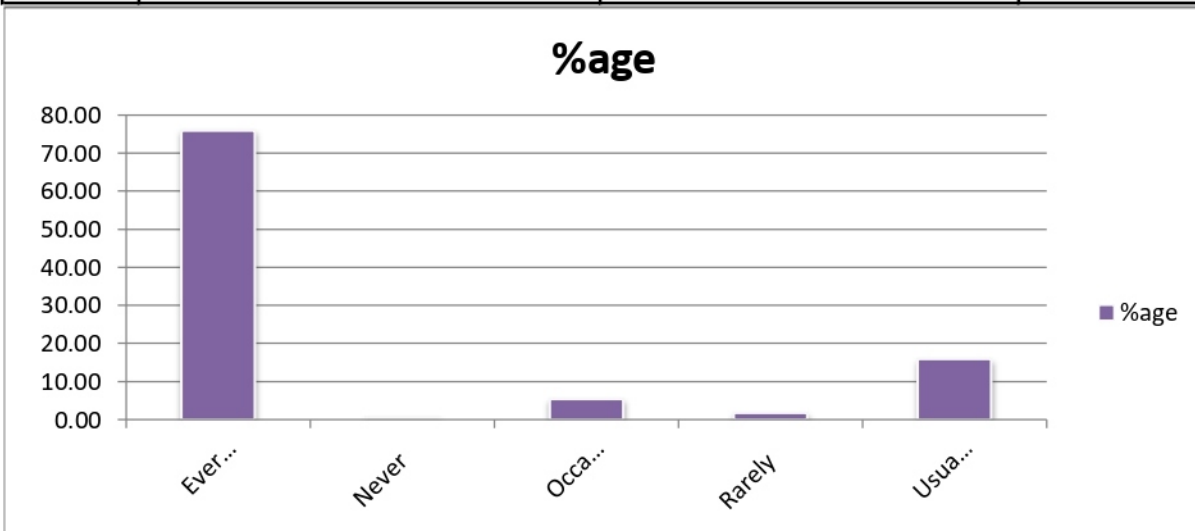


Sr. No.	Topic	Criteria	%age
9	Opportunities To Learn And Grow	Agree	34.87
		Disagree	0.58
		Neutral	1.21
		Strongly Agree	62.50
		Strongly Disagree	0.84



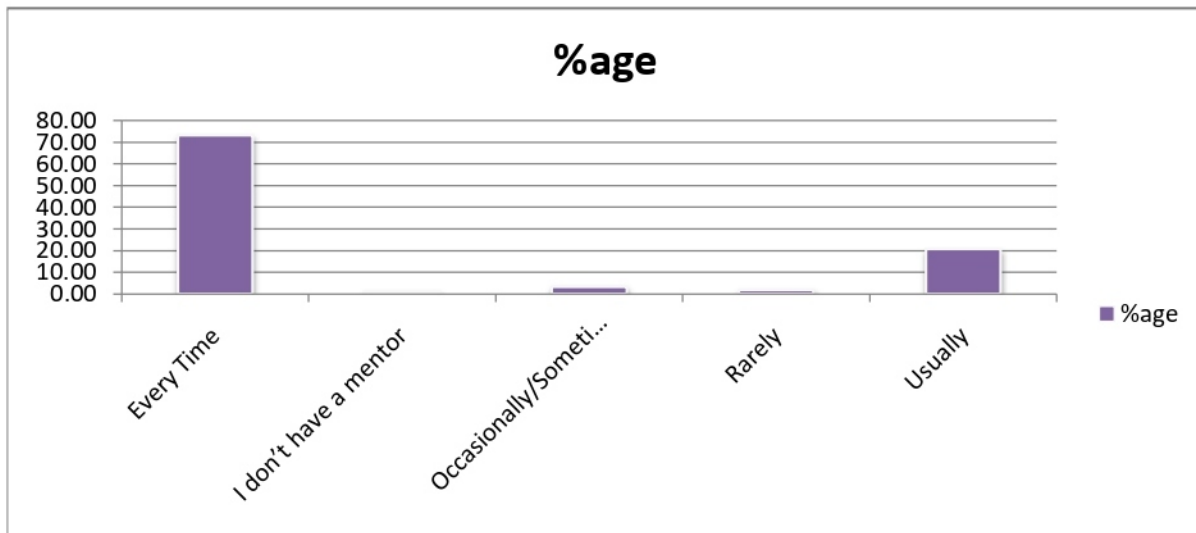


Sr. No.	Topic	Criteria	%age
10	Teachers Inform You About Programme Outcomes	Every Time	76.00
		Never	0.70
		Occasionally/Sometimes	5.53
		Rarely	1.82
		Usually	15.95

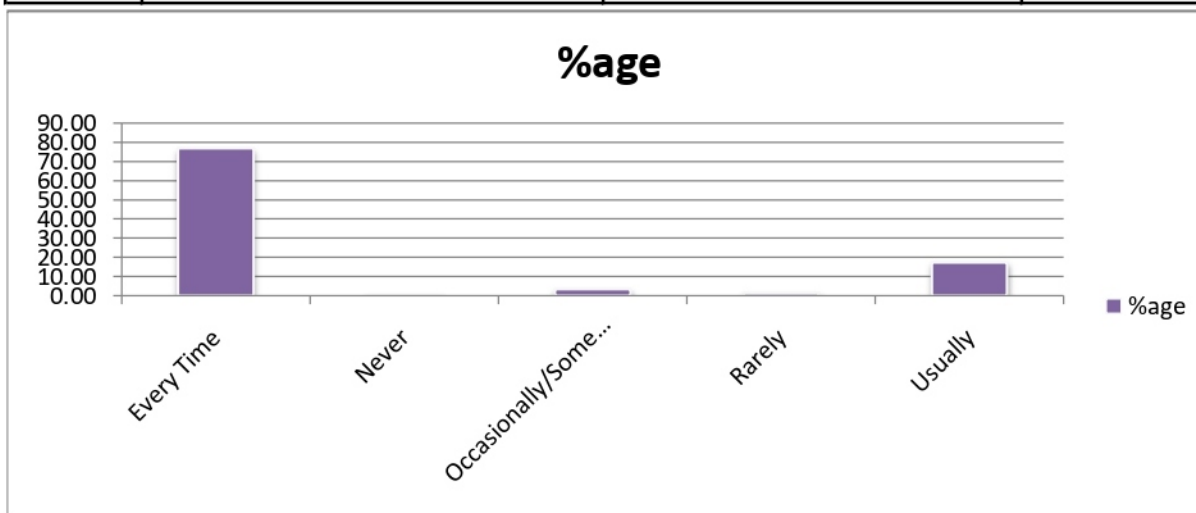


Sr. No.	Topic	Criteria	%age
11	Mentor's Follow-Up	Every Time	73.25
		I don't have a mentor	1.01
		Occasionally/Sometimes	3.13
		Rarely	1.78
		Usually	20.83





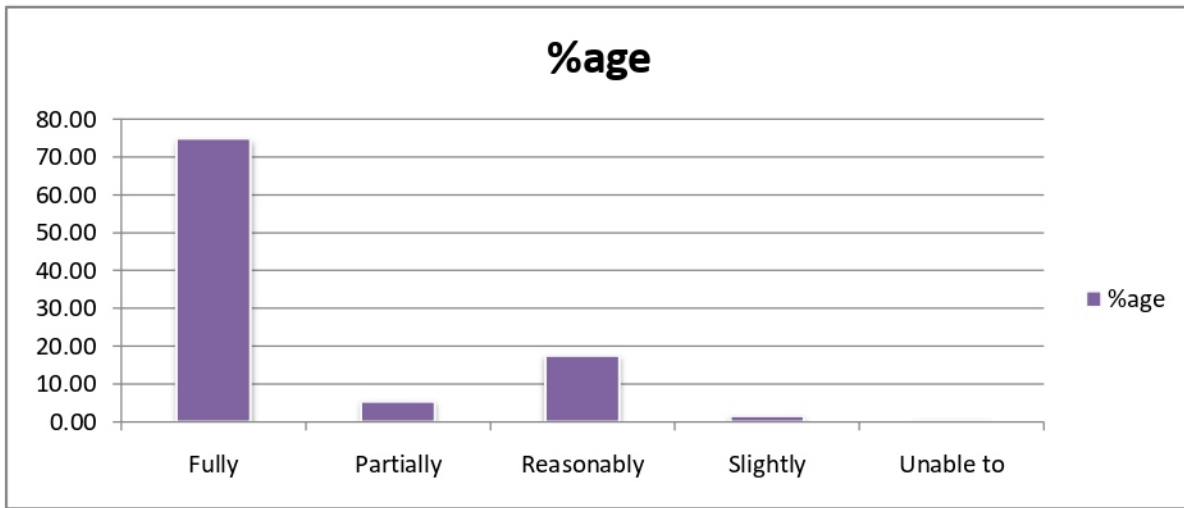
Sr. No.	Topic	Criteria	%age
12	Teachers Illustrate The Concepts	Every Time	77.00
		Never	0.51
		Occasionally/Sometimes	3.49
		Rarely	1.49
		Usually	17.51



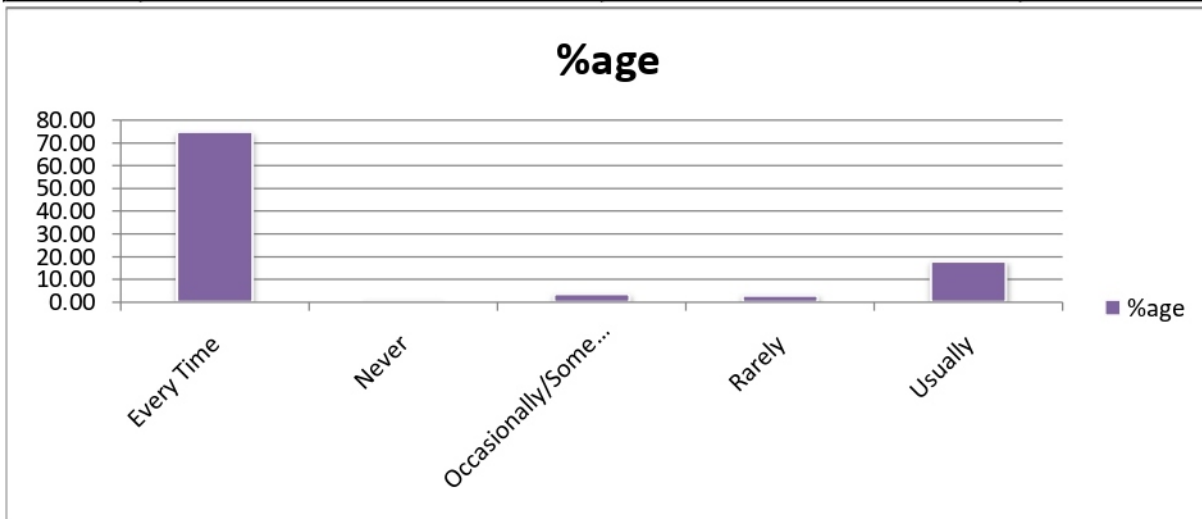
Sr. No.	Topic	Criteria	%age
13	Teachers Identify Your Strengths	Fully	74.91
		Partially	5.45
		Reasonably	17.59
		Slightly	1.54
		Unable to	0.51





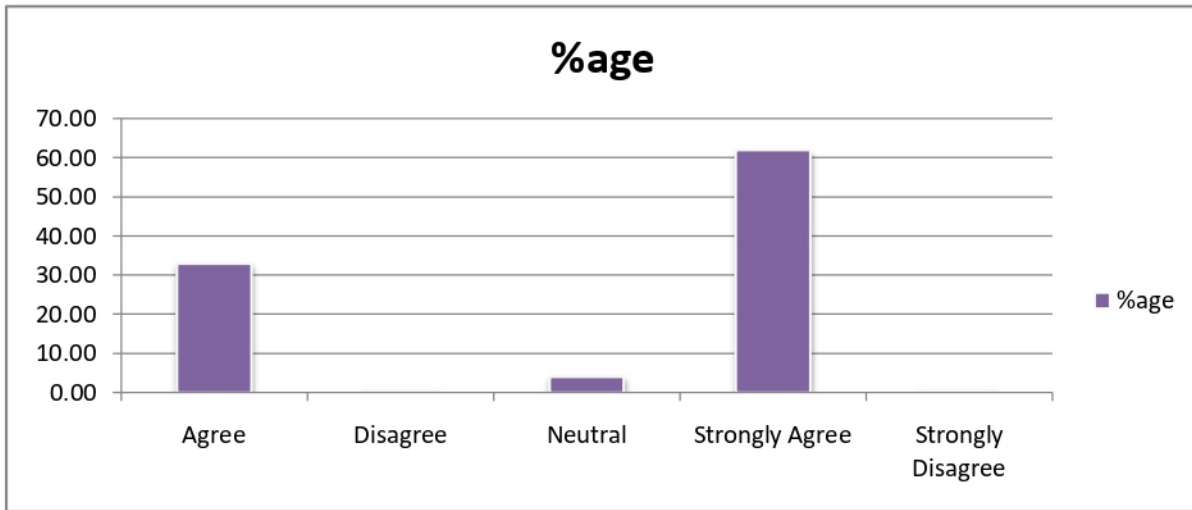


Sr. No.	Topic	Criteria	%age
14	Teachers Are Able To Identify Your Weaknesses	Every Time	75.00
		Never	0.51
		Occasionally/Sometimes	3.49
		Rarely	2.99
		Usually	18.01

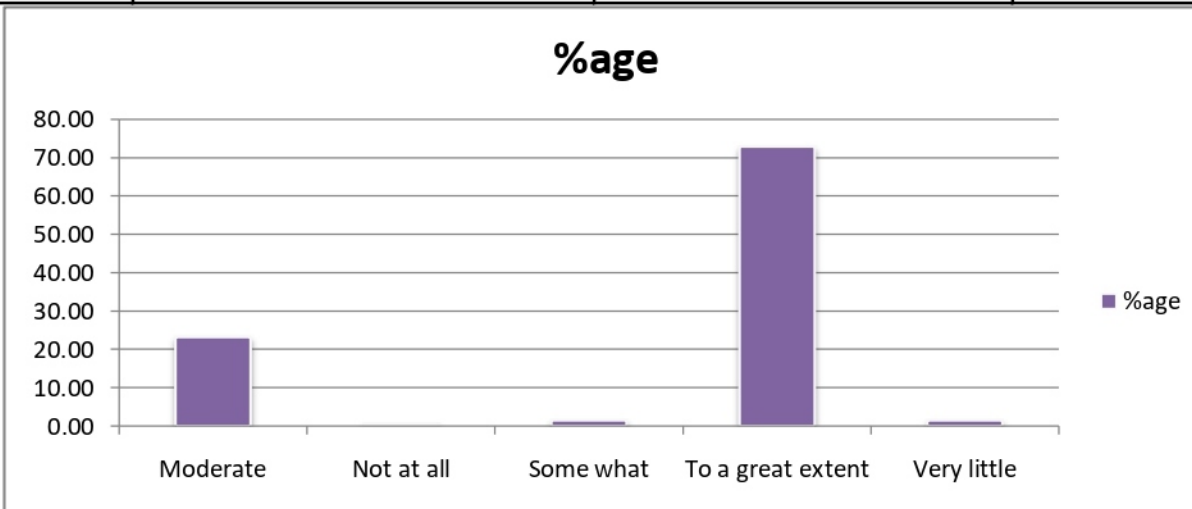


Sr. No.	Topic	Criteria	%age
15	Quality Improvement Of The Teaching Learning Process	Agree	32.98
		Disagree	0.41
		Neutral	4.00
		Strongly Agree	62.03
		Strongly Disagree	0.58



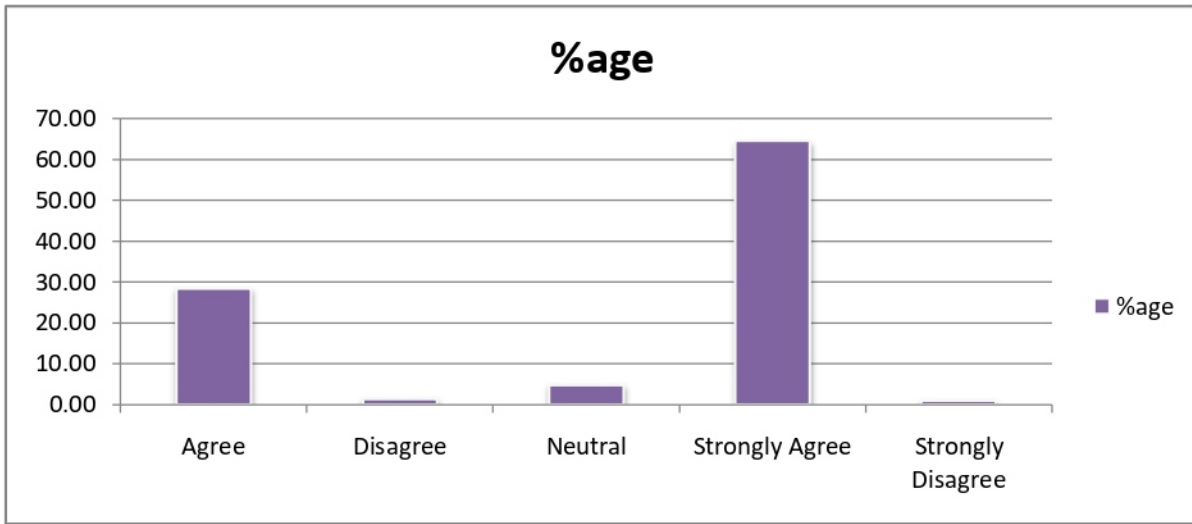


Sr. No.	Topic	Criteria	%age
16	Institute/ Teachers Use Student Centric Methods	Moderate	23.30
		Not at all	0.68
		Some what	1.53
		To a great extent	73.00
		Very little	1.49



Sr. No.	Topic	Criteria	%age
17	Teachers Encourage You	Agree	28.41
		Disagree	1.40
		Neutral	4.76
		Strongly Agree	64.50
		Strongly Disagree	0.93



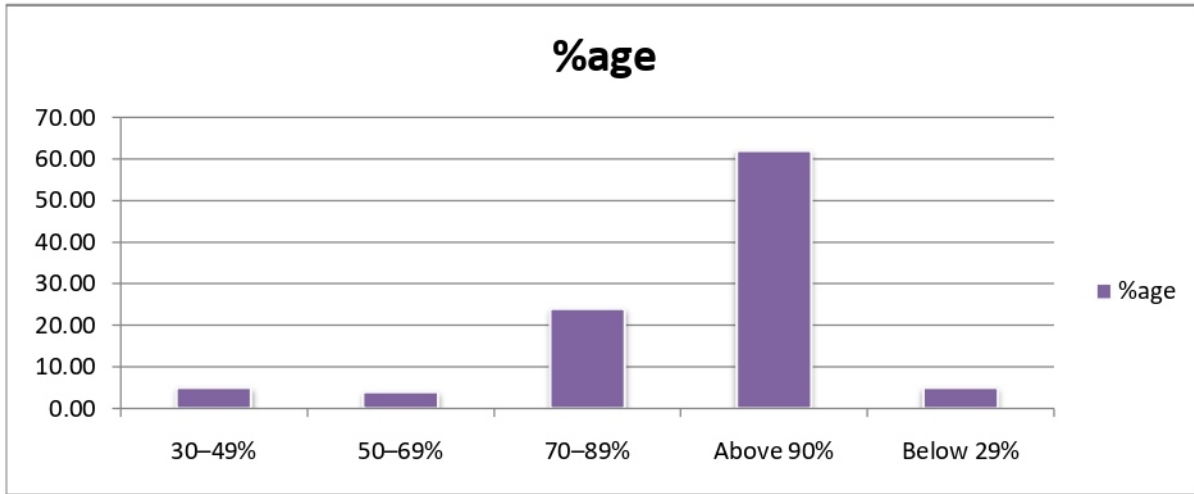


Sr. No.	Topic	Criteria	%age
18	Teachers Efforts To Inculcate Soft Skills	Moderate	22.26
		Not at all	0.87
		Some what	3.87
		To a great extent	72.00
		Very little	1.00

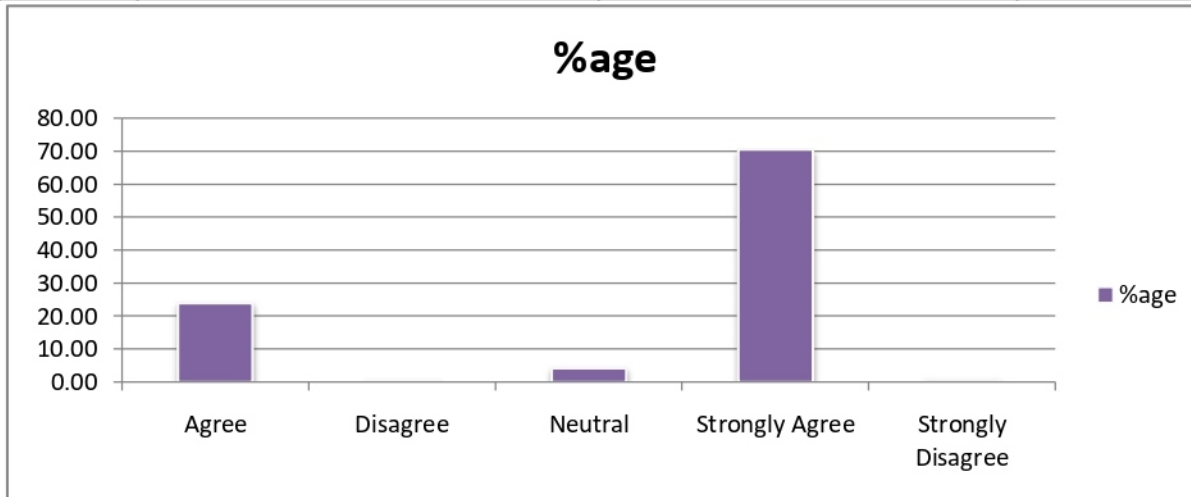


Sr. No.	Topic	Criteria	%age
19	Use ICT Tools	30-49%	5.00
		50-69%	4.00
		70-89%	24.00
		Above 90%	62.00
		Below 29%	5.00





Sr. No.	Topic	Criteria	%age
20	Overall Quality Of Teaching-Learning Process	Agree	24.00
		Disagree	0.51
		Neutral	4.25
		Strongly Agree	70.50
		Strongly Disagree	0.74

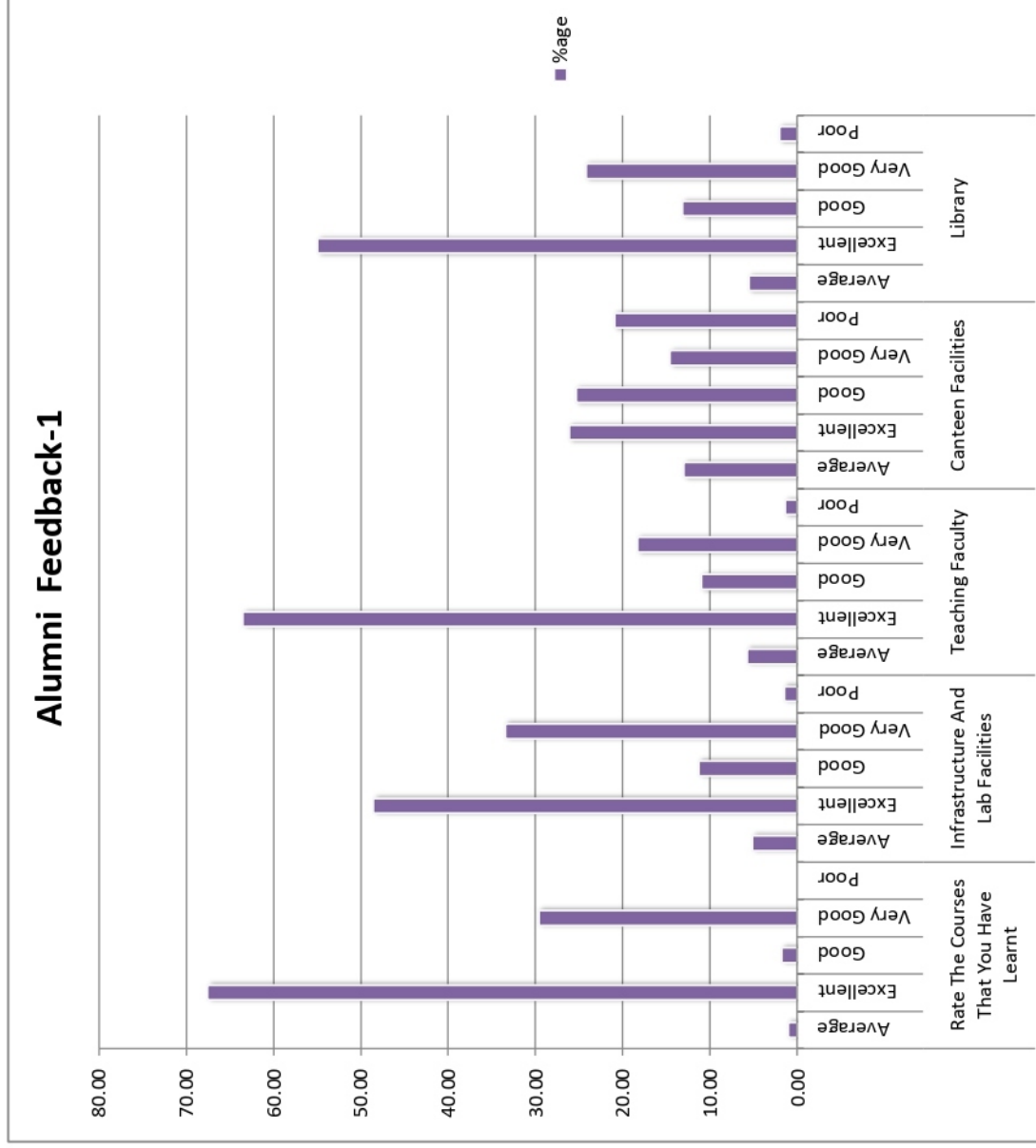


## Alumni Feedback

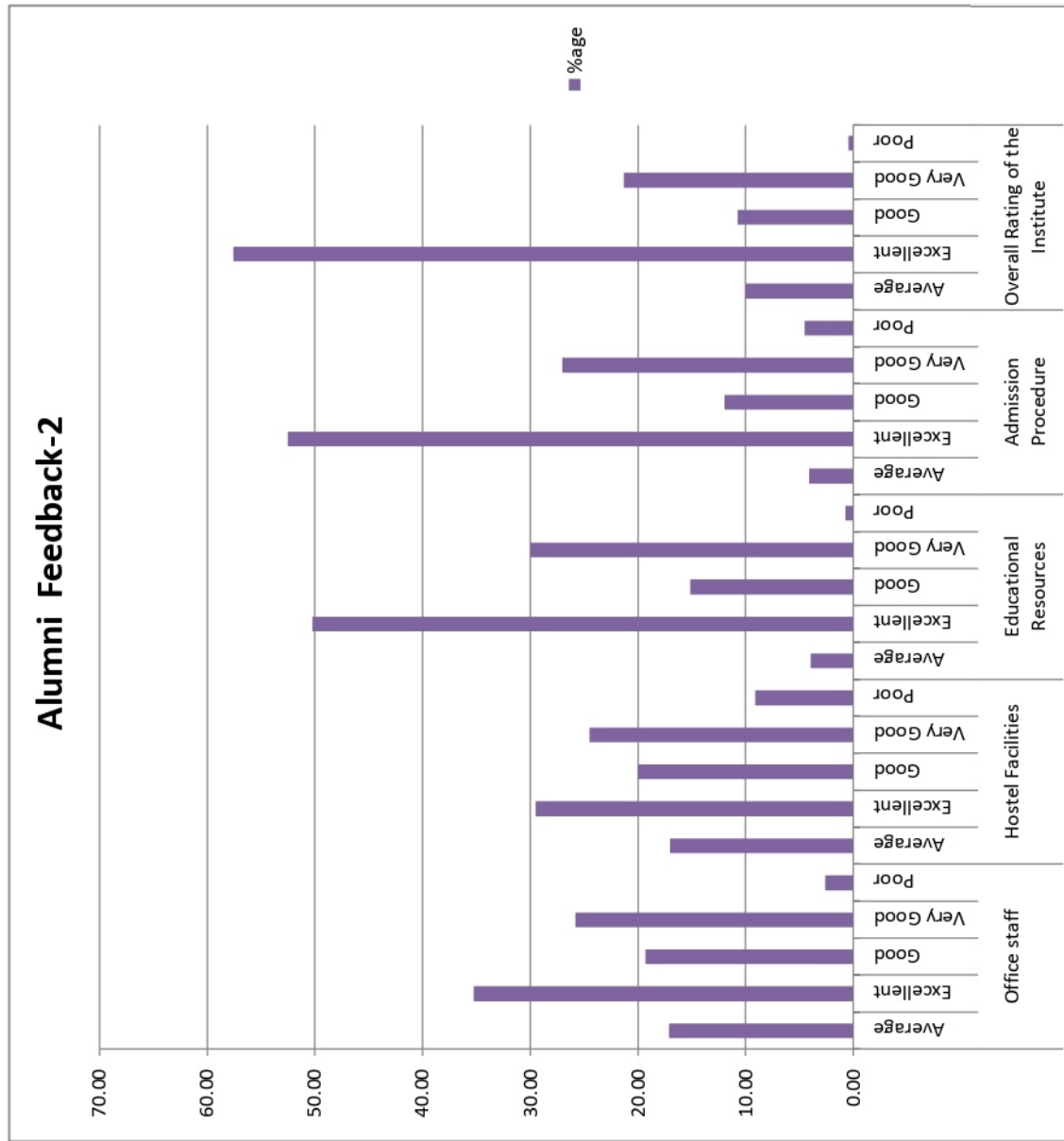
Total No of Participant 796

## Alumni Feedback-1

Topic	Criteria	%age
Rate The Courses That You Have Learnt	Average	1.03
	Excellent	67.58
	Good	1.77
	Very Good	29.62
	Poor	0.00
Infrastructure And Lab Facilities	Average	5.16
	Excellent	48.60
	Good	11.28
	Very Good	33.46
	Poor	1.50
Teaching Faculty	Average	5.75
	Excellent	63.56
	Good	11.00
	Very Good	18.29
	Poor	1.40
Canteen Facilities	Average	13.00
	Excellent	26.13
	Good	25.36
	Very Good	14.58
	Poor	20.93
Library	Average	5.57
	Excellent	55.00
	Good	13.17
	Very Good	24.22
	Poor	2.04



## Alumni Feedback-2

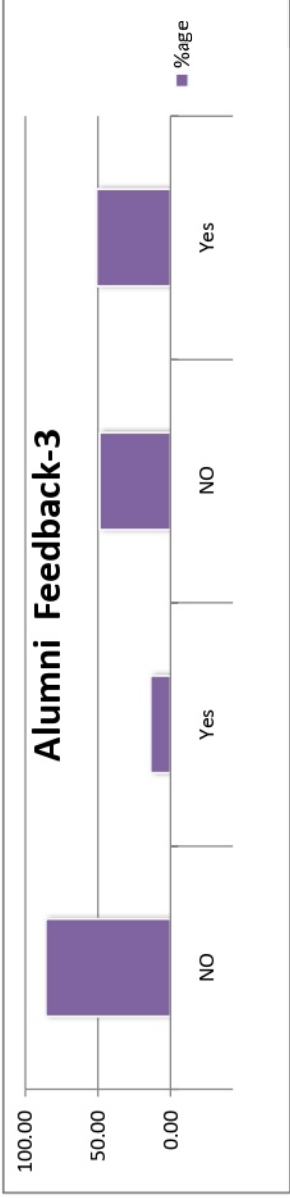


Topic	Criteria	%age
Office staff	Average	17.10
	Excellent	35.23
	Good	19.29
	Very Good	25.80
	Poor	2.58
Hostel Facilities	Average	16.98
	Excellent	29.50
	Good	20.00
	Very Good	24.46
	Poor	9.06
Educational Resources	Average	3.94
	Excellent	50.22
	Good	15.13
	Very Good	30.00
	Poor	0.71
Admission Procedure	Average	4.08
	Excellent	52.50
	Good	11.92
	Very Good	27.00
	Poor	4.50
Overall Rating of the Institute	Average	10.00
	Excellent	57.56
	Good	10.73
	Very Good	21.30
	Poor	0.41

### Alumni Feedback-3

Topic	Criteria	%age
Any Grievances	NO	86.00
	Yes	14.00
Member of Alumni Association	NO	49.00
	Yes	51.00

3



## Feedback Analysis (Session: 2023-24)

### Teacher's Feedback Analysis

Topic	Strongly Agree	Agree	Neither Agree Nor Disagree	DisAgree	Strongly DisAgree
Syllabus Is Suitable To The Course	39.00	55.88	4.19	0.93	0.00
Syllabus Is Need Based	37.00	57.83	4.21	0.00	0.96
Aims And Objectives Of The Syllabi Are Well Defined	45.57	50.12	2.35	0.00	1.96
Course Content Is Followed By Corresponding Reference Materials	38.12	58.32	2.12	0.78	0.66
Prescribed Books Are Available In The Library	50.06	39.88	4.45	5.61	0.00
Syllabus Has Good Balance Between Theory And Application	39.50	53.00	4.00	2.75	0.75
Syllabus Has Made Me Interested	47.00	50.25	1.00	1.75	0.00
Syllabus Of This Subject Increased My Knowledge And Perspective	43.25	56.75	0.00	0.00	0.00
Programme Of Studies Carries Sufficient Number Of Optional Papers	34.38	58.00	2.85	4.77	0.00
books Prescribed As Reference Materials Are Relevant	34.25	60.00	3.83	0.96	0.96
Infrastructural Facilities Are Available In The Department	42.20	53.00	2.00	0.90	1.90
Staff Canteen Is Available	10.00	32.00	16.00	25.00	17.00
Tests And Examinations Are Conducted Well In Time	45.00	49.00	5.00	0.50	0.50
Freedom To Adopt New Techniques/Strategies of Teaching	54.00	45.00	1.00	0.00	0.00
freedom to adopt/adapt new techniques/strategies of testing	50.00	45.00	5.00	0.00	0.00
Environment In The Department Is Conducive	45.00	50.00	5.00	0.00	0.00
Administration Is Teacher Friendly	55.00	40.00	4.00	1.00	0.00
Institute Provides Support For Projects And Research Facilities	50.00	42.00	4.50	2.00	1.50
Adequate Funding And Support For Upgrading Their Skills And Qualifications Is Provided	50.12	39.31	7.69	1.92	0.96
Provisions For Professional Development Are Non-Discriminatory And Fair	45.00	50.00	2.00	2.00	1.00

100.00

100.00

100.00

100.00

100.00

100.00

100.00

100.00

100.00

100.00

100.00

100.00

100.00

100.00

100.00

100.00

100.00

100.00

100.00

100.00





